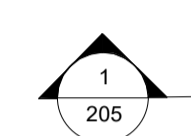
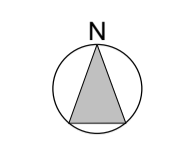



Contractor must check all dimensions on site. All plan dimensions are to structural faces unless otherwise stated. Only figured dimensions are to be worked from. Discrepancies must be reported immediately to the Architect before proceeding. Drawings supplied for purposes of obtaining planning permission must not be used for construction/tender purposes. © Copyright.



ENTRANCE

1 205

FWMH CL 71.52 IL 70.54 0.10Ø

71.09

71.75

71.78

71.73

71.72

72.00

72.27

72.16

72.33

72.28

72.40

72.34

72.41

72.42

72.33

72.31

72.45

72.34

72.31

72.54

72.32

72.64

72.99

72.46

72.97

73.74

73.73


73.73

73.73

73.73

Site Plan as Proposed
1:200

A For client's consideration
Rev Description
23.09.22 1 Date (596)



WOODWARD SMITH
CHARTERED ARCHITECTS

www.woodward-smith.co.uk

**Detailed Application for the
Regeneration of the Site**

Bicclescombe Nursery, Ilfracombe EX34 8HR

Site and Landscaping Plan as Proposed

N138 22 204 A

- LEGEND
- SV Sluice
 - DRV Drop
 - FF Fire
 - Hydrant
 - Menhstp
 - WW Water
 - PE Telecom
 - Manhstp
 - Rd Road
 - Sign Sign
 - EE Electricity
 - PT Telephone
 - PP Post and
 - WP Wire Post and
 - TT Timber
 - CB Close boarded



OSGB36